

SYLVANIA Lamps

TruWave® Microdisk Selectable

Application

The SYLVANIA TruWave Microdisk Selectable is a LED downlight with an integrated junction box. This product operates at 120V_{AC} and comes with 2 installation options. The first option is hardwired for canless installation, ideal for new or remodel construction. The second option is a screw based E26 adapter for recessed can installation.

Benefits and Features

- 5 CCT selectable enabled through a switch located on the junction box
- IC Rated
- Wet Rated
- Offered in 10 or 14 Watts
- TruWave Technology
- Even light distribution
- High CRI >90
- Energy savings up to 86%

Electrical

- 120V_{AC}
- Power factor >0.9
- Dimmable

Rated Life

- 50,000 hours (L₇₀)

Warranty

- 5 years
- NLB Trusted Warranty Program

Ambient Operating Range

- -13°F to 113°F (-25°C to 45°C)



**TruWave
Technology®**

Wattage Comparison

Traditional Source	Traditional System Wattage	LED System Wattage	Energy Savings
Incandescent	65W	10W	85%
Incandescent	100W	14W	86%

Certifications and Listings

- cETLus
- RoHS
- FCC
- ENERGY STAR®
- California Title 24 Certified

Installation

- E26 Screw-based Adapter
- Hardwire Pigtail
- 4" – Spring Clips (Canless) and Leaf Springs (Recessed Can)
- 6" – Spring Clips (Canless) and Torsion Springs (Recessed Can)



Specification Data

Catalog #	Type
Project	
Comments	
Prepared by	

Ordering Guide

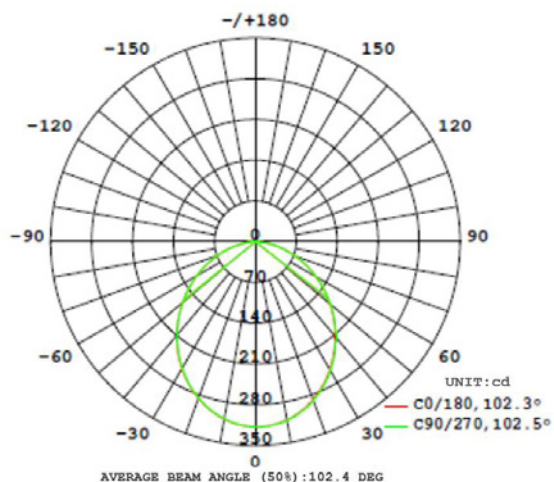
LEDMD	XR	XXXX	S	T	9	SC3	TW
Product Name	Size	Lumens	Input Voltage	Dimming	CRI	Selectable Color Temperature	TW = TruWave Technology®
LED Microdisk	4R = 4 inches 6R = 6 inches	800 = 800lm 1200 = 1200lm	S = Single Voltage 120	T = (Triac) Phase-cut dimmable	9 = >90	2700K/3000K/ 3500K/4000K/ 5000K	

Ordering Information

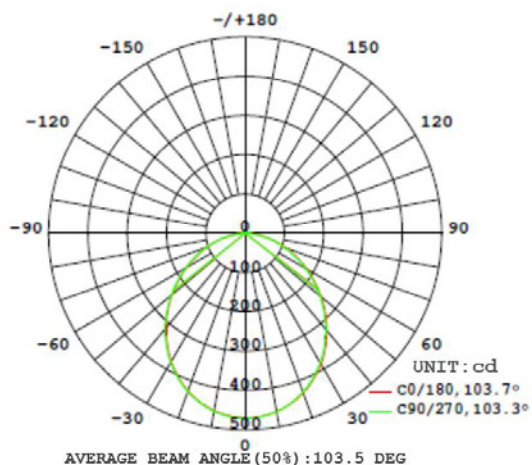
Item Number	Ordering Abbreviation	Power (W)	Base Type	Replaces	Input Voltage	Average Rated Life (hrs)	CCT	Typical Lumens (lm)	CRI	LPW	Dimming	Case Qty	ENERGY STAR®
62881	LEDMD4R800ST9SC3TW	10	E26, Hardwire	65W	120V	50,000	2700K/3000K/3500K/ 4000K/5000K	800	>90	80	Phase-Cut	4	Yes
62882	LEDMD6R1200ST9SC3TW	14	E26, Hardwire	100W	120V	50,000	2700K/3000K/3500K/ 4000K/5000K	1200	>90	85	Phase-Cut	4	Yes

Photometric Data

4 inch



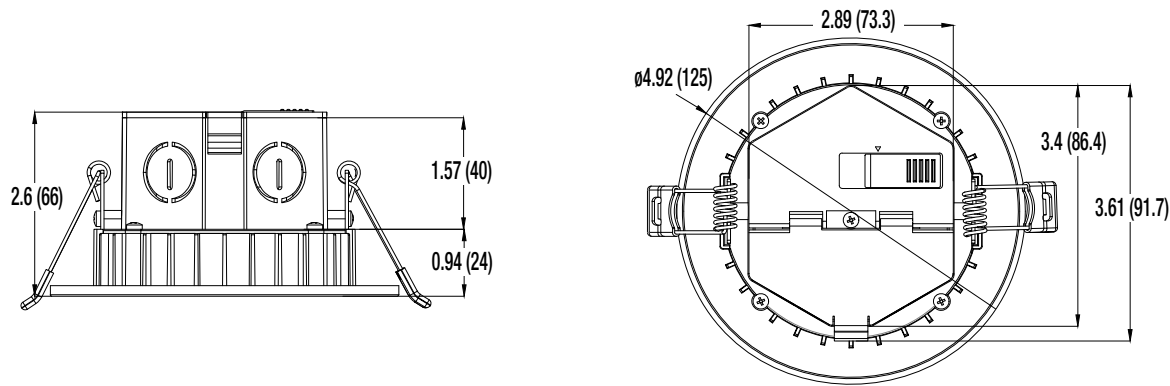
6 inch



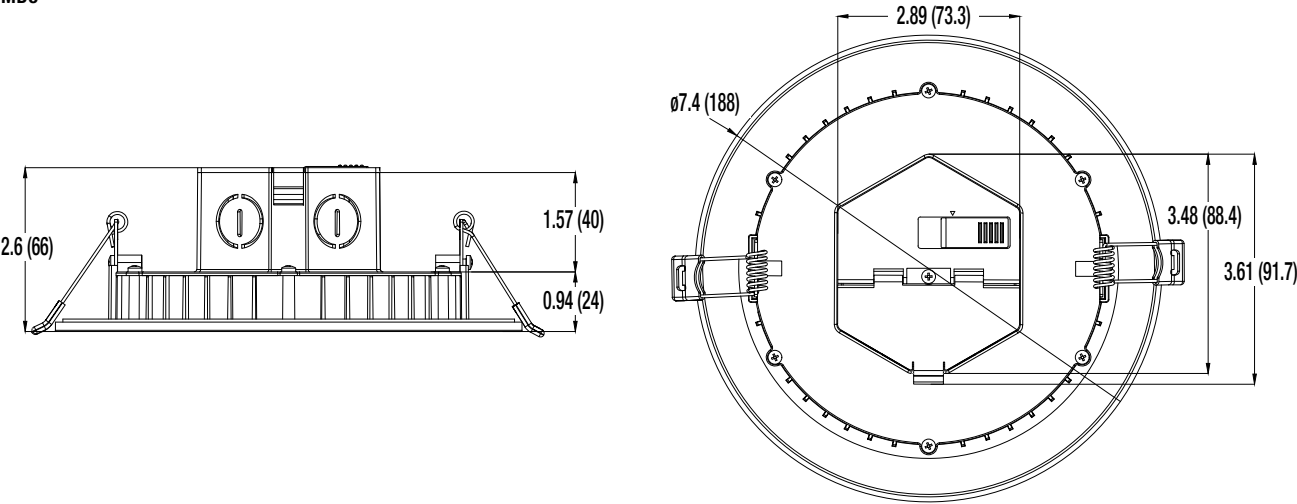
Physical Information

Luminaire Description	Diameter inches (mm)	Height inches (mm)	Weight lb (g)
LEDMD4R800ST9SC3TW	4.92 (125)	2.6 (66)	0.66 (300)
LEDMD6R1200ST9SC3TW	7.4 (188)	2.6 (66)	0.88 (400)

MD4

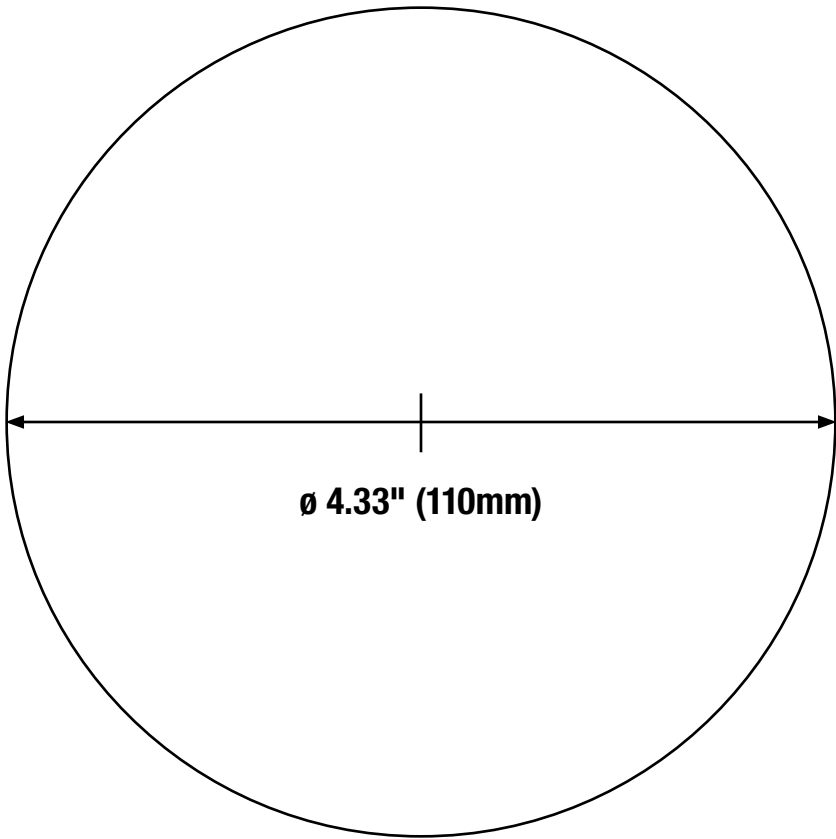


MD6

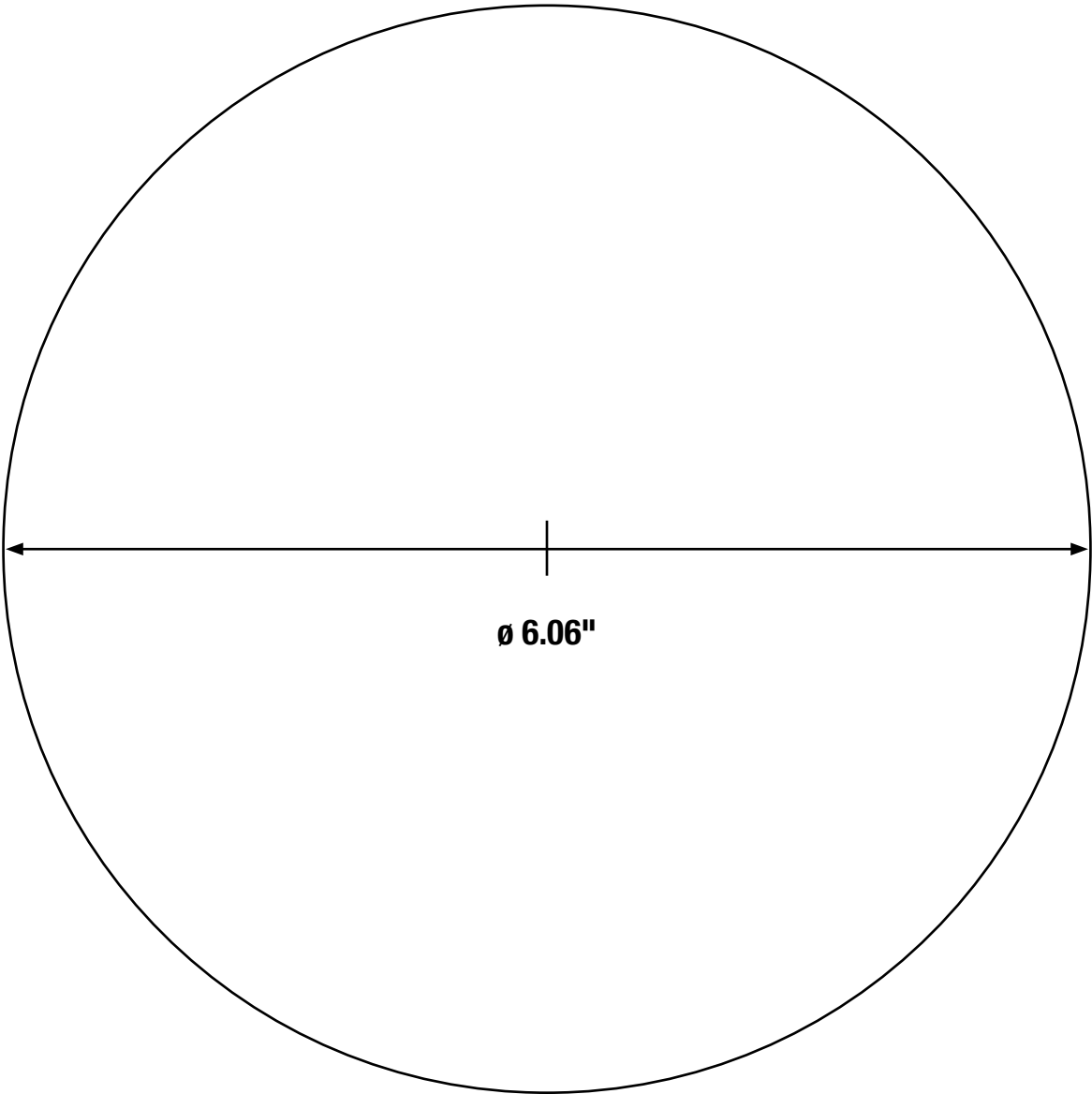


Hole Cut Templates

MD4 Hole Cut Template



RT6 Hole Cut Template



Additional Specifications

- Suitable for indoor and outdoor, dry, and wet applications.
- Not intended for use with emergency light fixtures or exit lights.
- For use in housings that can structurally support a lamp weighing one pound.

LEDVANCE LLC
181 Ballardvale Street, Suite 203
Wilmington, MA 01887 USA
Phone 1-800-LIGHTBULB (1-800-544-4828)
www.ledvanceUS.com

SYLVANIA and LEDVANCE are registered trademarks.
All other trademarks are those of their respective owners.
Licensee of product trademark SYLVANIA in general lighting.
Specifications subject to change without notice.



SCAN TO FOLLOW US
ON SOCIAL MEDIA

